

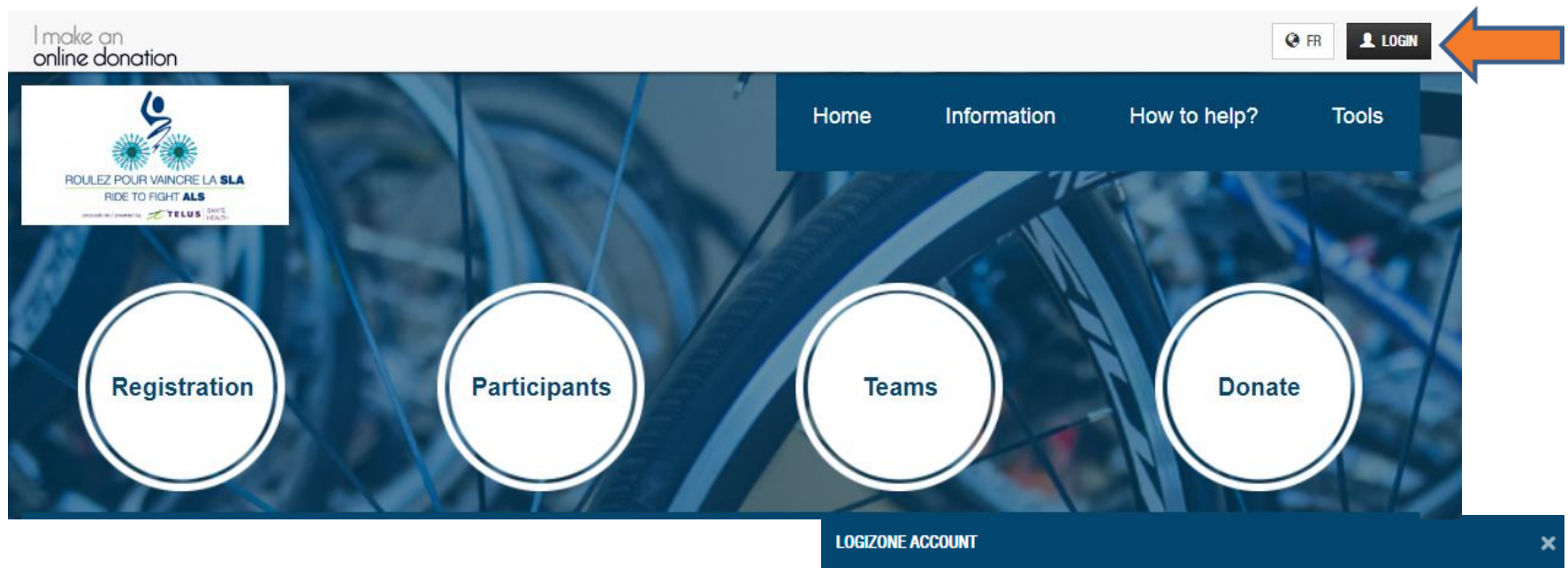
How to use your LogiZone account

**How to log in and
customize my pages?**

How to log in and customize my pages

Log in

1. Click on “Login” on the registration website.



2. Enter the username and password in the column that will appear on the left-hand side.

A screenshot of the 'LOGIZONE ACCOUNT' login form. The form is white with a dark blue header. It contains two input fields: 'Username or email address' and 'Password'. The 'Username or email address' field has a user icon on the left and the placeholder text 'Username or email address'. The 'Password' field has a lock icon on the left, the placeholder text 'Password', and a question mark icon on the right. Below the password field is a link for 'Forgotten password?'. At the bottom of the form is a 'Log in' button. Below the button is a link for 'New user, create an account' and another link for 'What is LogiZone?'.


How to log in and customize my pages

Did you forget your password?


- Click on “ forgotten password?”
- Enter your username or email address, your new password and click “OK.”
- In the next few minutes, you will receive an email with a link to reset your password.
- Confirm your new password by clicking on the link in the email.

FORGOTTEN PASSWORD ✕


Username or email address*




New password*



New password confirmation*

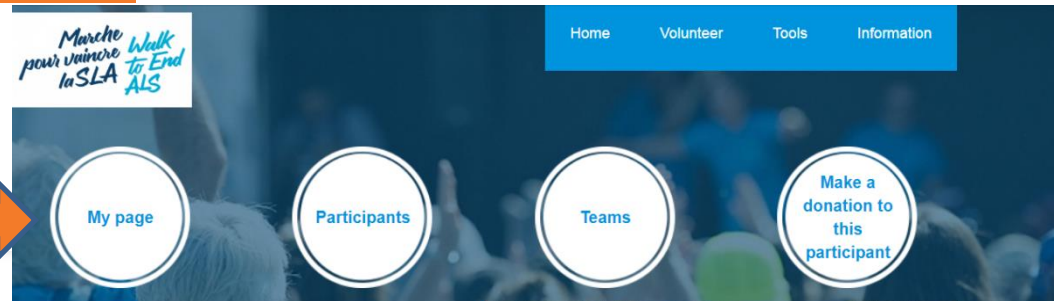


By clicking OK, you will receive an email. You will need to click the confirmation link in the email to modify your password.

 **OK**

Customize your fundraising page

1. Once you are logged into your LogiZone account, please click on “ My page.”




A screenshot of a fundraising page for the 'Marche pour vaincre la SLA' (Walk to End ALS). The page features a grey silhouette of a person's head and shoulders. Below the silhouette is a blue button that says 'Make a donation to this participant'. To the right of the silhouette is a 'Description' section with the following text: 'Faites partie de l'équipe SLA!', 'Aidez-moi à atteindre mon objectif de collecte de fonds pour la Marche pour Vaincre la SLA!', 'Votre don permettra à la Société d'atteindre son mandat, soit de continuer à offrir des services d'accueil et de soutien aux personnes atteintes de la SLA, de financer la recherche pour trouver un remède contre la maladie et de sensibiliser la population à la cause.', and 'Merci de votre soutien!'. Below the description are social media icons for Facebook and Twitter, and a blue button that says 'Edit my page'. An orange arrow points from this button towards the right. Below the social media icons is a progress bar showing 'Raised : \$0' and 'Objective : \$1,000'. At the bottom of the page, there are two blue buttons: 'Invite a friend to support me' and 'Register a cash donation'. Below these buttons is a 'Team leader' section with a 'Team Winner' sub-section, featuring a small image of two people and a progress bar showing 'Raised : \$0' and 'Objective : \$1,000'.

Donations
No donation at the moment

4. Click on “ Edit my page.”

Customize my fundraising page



Change your profile picture!

Edit picture

Edit my profile

Edit the information on your LogiZone account.

Participant visibility ⓘ

Public ▼

Objective

\$ 1000

Edit your fundraising objective!

Description

Faites partie de l'équipe SLA!

Aidez-moi à atteindre mon objectif de collecte de fonds pour la Marche pour Vaincre la SLA!

Votre don permettra à la Société d'atteindre son mandat, soit de continuer à

I accept to be notified by email

I accept to be notified by SMS (Videotron isn't available)

Tell your story!

Save

Customize your team's page

1. Once logged into your LogiZone account, click on “ Teams.”

2. Look for your team using the search engine and select it.



Description

Faites partie de l'équipe SLA!

Aidez-moi à atteindre mon objectif de collecte de fonds pour la Marche pour Vaincre la SLA!

Votre don permettra à la Société d'atteindre son mandat, soit de continuer à offrir des services d'accueil et de soutien aux personnes atteintes de la SLA, de financer la recherche pour trouver un remède contre la maladie et de sensibiliser la population à la cause.

Merci de votre soutien!

Make a donation to this team



Edit my team



Raised : \$0

Objective : \$1,000

0%

Invite a friend to join my team

Invite a friend to support my team

Register a cash donation

Members

Contact the members

A team profile card for "SLA QC SLA". It features a placeholder image for the team leader, the text "Team leader : Team Winner", and a progress bar showing "Raised : \$0" and "Objective : \$1,000".

Donations

No donation at the moment

3. Click on “ Edit my team.”

Customize your team's page

Edit your team's name!

Edit your fundraising objective!

Change your profile picture

Edit team picture

Delete a team

Delete the team

Tell your story!

Save

Team name

Team Winner

Team visibility ?

Public

Objective

\$ 1000

Description

Faites partie de l'équipe SLA!

Aidez-moi à atteindre mon objectif de collecte de fonds pour la Marche pour Vaincre la SLA!

Votre don permettra à la Société d'atteindre son mandat, soit de continuer à

Email/SMS notifications will be sent to the team leader according to your parameters

How to seek for donors?

Send an email

Access your profile and click on “ Invite a friend to support me.”

The screenshot shows a fundraising profile for a participant named 'SLA'. The profile includes a placeholder for a profile picture, a description of the cause, and a progress bar showing 0% raised towards a \$1,000 objective. A blue button labeled 'Invite a friend to support me' is highlighted with an orange arrow. Other buttons include 'Make a donation to this participant', 'Edit my page', and 'Register a cash donation'. A 'Team leader' section below shows a 'Team Winner' with a similar 0% progress bar.

Description
Faites partie de l'équipe SLA!
Aidez-moi à atteindre mon objectif de collecte de fonds pour la Marche pour Vaincre la SLA!
Votre don permettra à la Société d'atteindre son mandat, soit de continuer à offrir des services d'accueil et de soutien aux personnes atteintes de la SLA, de financer la recherche pour trouver un remède contre la maladie et de sensibiliser la population à la cause.
Merci de votre soutien!

Donations
No donation at the moment

Make a donation to this participant

f t Edit my page

Raised : \$0 Objective : \$1,000

0%

Invite a friend to support me Register a cash donation

Team leader

Team Winner

Raised : \$0 Objective : \$1,000

How to seek for donors

Invite a friend to support me ✕

Email(s) (use a; to separate addresses)

Subject*

Message

Enter the email addresses of your recipients or send an email through your personal mailbox.

Edit the message as you see fit. The default message contains a link to your personal page.

Share on social media

1. Access your personal page, click on one of the social media icons.

The screenshot shows a fundraising profile page. At the top left is a grey silhouette placeholder for a profile picture. Below it is a blue button that says "Make a donation to this participant". To the right of the profile picture is the "Description" section, which reads: "Faites partie de l'équipe SLA! Aidez-moi à atteindre mon objectif de collecte de fonds pour la Marche pour Vaincre la SLA! Votre don permettra à la Société d'atteindre son mandat, soit de continuer à offrir des services d'accueil et de soutien aux personnes atteintes de la SLA, de financer la recherche pour trouver un remède contre la maladie et de sensibiliser la population à la cause. Merci de votre soutien!". To the right of the description is the "Donations" section, which says "No donation at the moment". Below the profile picture and description are social media sharing icons for Facebook and Twitter, and a blue button that says "Edit my page". An orange arrow points to these icons. Below the social media icons is a progress bar showing "Raised : \$0" and "Objective : \$1,000". A small blue box with "0%" is positioned above the progress bar. Below the progress bar are two blue buttons: "Invite a friend to support me" and "Register a cash donation". At the bottom of the page is the "Team leader" section, which features a small profile picture placeholder, the text "Team Winner", and another progress bar showing "Raised : \$0" and "Objective : \$1,000".

Description

Faites partie de l'équipe SLA!

Aidez-moi à atteindre mon objectif de collecte de fonds pour la Marche pour Vaincre la SLA!
Votre don permettra à la Société d'atteindre son mandat, soit de continuer à offrir des services d'accueil et de soutien aux personnes atteintes de la SLA, de financer la recherche pour trouver un remède contre la maladie et de sensibiliser la population à la cause.

Merci de votre soutien!

Donations

No donation at the moment

Make a donation to this participant

Facebook Twitter Edit my page

Raised : \$0 Objective : \$1,000

0%

Invite a friend to support me Register a cash donation


Team leader

Team Winner

Raised : \$0 Objective : \$1,000

2. Share on social media.

- Log in
- Share!

 Facebook

Log into your Facebook account to share.

Adresse e-mail ou mobile :

Mot de passe :

[Informations de compte oubliées ?](#)

 Partager sur Facebook

Partager sur votre journal

 Chloé Daigneaut-Paris

Dites quelque chose à propos de ceci...



JEDONNEENLIGNE.ORG
Encouragez Test Test
Faites partie de l'équipe SLA! Aidez-moi à atteindre mon objectif de collecte de fonds pour la Marche pour Vaincre la SLA! Votre don permettra à la Société d'atteindre son madat, soit de continuer à offrir des services d'accueil et de

 Public



[Sign up >](#)

Share a link with your followers

Remember me · [Forgot password?](#)

**How to register cash or
cheques received in
person?**

How to register cash or cheques received in person

Donations in cash or cheques on your page will help raise your fundraising thermometer.

Contrary to previous years (prior to 2019), the registration platform does not allow participants to pay donations in cash or cheques by credit card. You will have to send the donations by cheque or deposit the cash in our office.

Option 1: Donor information (a tax receipt will be issued to your donors once the money is deposited in our office).

The screenshot displays a fundraising profile for a participant named 'Faites partie de l'équipe SLA!'. The profile includes a description of the goal, a progress bar showing 0% raised of a \$1,000 objective, and two main action buttons: 'Invite a friend to support me' and 'Register a cash donation'. An orange arrow points to the 'Register a cash donation' button. Below the main profile, there is a 'Team leader' section for 'Team Winner' with a similar progress bar.

Description
Faites partie de l'équipe SLA!
Aidez-moi à atteindre mon objectif de collecte de fonds pour la Marche pour Vaincre la SLA!
Votre don permettra à la Société d'atteindre son mandat, soit de continuer à offrir des services d'accueil et de soutien aux personnes atteintes de la SLA, de financer la recherche pour trouver un remède contre la maladie et de sensibiliser la population à la cause.
Merci de votre soutien!

Donations
No donation at the moment

Make a donation to this participant

f t Edit my page

Raised : \$0 Objective : \$1,000

0%

Invite a friend to support me Register a cash donation

Team leader
Team Winner
Raised : \$0 Objective : \$1,000

How to register cash or cheques received in person

1. Generic information about the donor

The following information will appear on your fundraising page.

Register a cash donation

Donation visibility*

Public

Pseudonym associated with donation (facultative)

Example: Dion Family

Words of encouragement (facultative)

← Previous

Next →

Identification

Personal

Corporate

Title*

First name*

First Name

Last name

Last name

Country*

Canada

Province*

Quebec

[I am unable to enter my address](#)

Street no.*

Street no.

Street name*

Street name

Street type

Apt. / office

No. apt.

No. apt.

City*

City

Postal code*

Postal code

Personal E-mail*

Personal E-mail

Transaction

Participant name

SLA QC SLA

Donation amount

\$ 1,000.00

3. Specific information about the donor.

In order to receive a tax receipt, you need to enter the name and full address of the donor.

The receipt will be sent to the donor once the money will be deposited in our office.

2. Enter the donation amount.

**Good luck with your
fundraising efforts! Do
not hesitate to contact us
if you need any
assistance.**

Thank you!